

液化石油气LPG加气机
LPG DISPENSER CE APPROVAL





LPG加气机可选配容积式流量计和质量流量计
LPG Dispenser Can Inside Piston Flowmeter OR Mass Flowmeter (Can Be Chosen)



Piston Meter
容积式流量计



Mass KG Meter ATEX Approval
质量流量计ATEX 认证

产品功能 Product Features

电脑控制，电子计控装置能自动显示加气量和加气金额。

当加满气时，具有自动停机功能；超时不加气也能自动停机，可设定大小流速保护。

可以复显最近10次的加气数据，以备查验。

具有自动检测故障功能，能自动显示故障代码。

可以配备后台管理系统及IC卡操作系统，使加气站实现自动化管理。

具有拉断保护功能，保证汽车意外拖走加气枪时安全脱离并密封。

可带GPRS功能和手机联网

可带太阳能功能

Automatic temperature compensation function

Electronic Calibration.

Fueling times limit.

Can add solar power function

Can set the decimal point for the display, so can be used in many country with different currency rate.

Leaves the communication ports, so it can communicate with the gas station management system.

Can add GPRS function , connect with mobile phone to check data and set unit price anytime anywhere

Can do OEM as required

具有定金额、定加气量的预置加气功能。

断电后数据长期保存，并具有停电复显功能。

可以统计当班加气累计数值和汇总累计数值。

具有与其他设备通讯的能力，通讯方式有多种可选。

能对不同形式接口的燃气汽车进行加气。

可带多媒体

可带触摸屏

可接受定制

Automatic proportion adjust for butane and propane.

Printer(option)

Stop fueling by integer sale.

Screen touch

主要技术参数 Technical Specification

测量精度 Measurement Precision	± 0.5%
重复性误差 Repeatability Error	≤0.5%
计量单位 Unit Of Measurement	加气量：升或kg
金额 Amount	元
单价 Unit Price	元/L
单次范围 Single Range	(1-9900.00) L或元
累计量程 Cumulative Range	(1-99999999.99) L或元
密度预设范围 Density Preset Range	0.5000 ~ 0.6999
充气预设范围 Gas-filling Preset Range	0.3 ~ 9000L
单价范围 Unit Price Range	0 ~ 9999.0 ~ 999999 (可变)
单程 Single Range	1 ~ 999.99, 1 ~ 999999.99 (可变)
累计范围 Accumulative Range	0 ~ 9999999999.99
额定工作压力 Rated Working Pressure	2.2MPa
最小被测量 Minimum Measurand	2.5kg或5L
环境温度适应性 Ambient Temperature	-40°C ~ +55°C
相对湿度适应性 Humidity	30%~90%
大气压力 Air Pressure	86kPa~106kPa
电源适应能力 Power	AC220V(+10%,-15%) , (50 ± 1)Hz
额定功率 Rating Power	< 100W
流量 Flow Rate	45L/Min
枪数 Nozzle No.	1or2可定制can do OEM
流量计类型 Floumeter type	容积式或质量流量计 Piston or mass meter

备注：如果选择质量流量计可以计量升，加仑，质量，公斤

Remark：If choose mass meter，It can，measure liter gallon mass，kg，at the same time

LPG撬装LPG filling skid WDLPG-T

可接受定制 Can do OEM.
请提供所需设备规格，罐子大小要求，以便报价。
Please issue LPG filling skid details，as LPG tank capacity，specification and so on，So to supply best suggestion.



LPG 车载撬装 LPG Mini Skid (如果需要其他配置请说明 Other specification ,please notify when order)

可以选配拉绳器和管子 Hose reel and hose optional 可以选配加气枪 Nozzle optional



WD-LPGMI



可带GPRS功能和手机联网 Can add GPRS function，connect with mobile phone to check data and set unit price anytime anywhere
可接受定制 Can do OEM as required
内部是质量流量计，可以计量升，加仑，质量，公斤。 Itside mass meter can measure liter，gallon mass，kg at the same time.

质量流量计（ATEX认证）Coriolis Mass Meter Inside（ATEX Approval）

主要技术参数 Technical Specification		
质量精度 Mass Accuracy		± 0.2%
温度精度 Temp.Accuracy		± 1°C
重复性 Repeatability		0.1%
湿度 Humidity		30%~90%
空气压力 Air pressure		86~106KPa
电压 Power		DC 12V/24V or AC110V/220V
精度 Measurement precision		± 0.2%
压力 Pressure		0-4MPa
连接方式 End connection		Flange/法兰 or Thread/螺纹
最大流量 Max.flow rate		12000KG/H Stainless steel material/ 不锈钢材质

液化石油气LPG加气机 LPG Dispenser



移动式液化气加气机 LPG Mobile Dispenser

可接受定制 Can do OEM as required



可带GPRS功能和手机联网 Can add GPRS function , connect with mobile phone to check data and set unit price anytime anywhere
移动式 Movable

如需配上LPG罐，请告知LPG储罐容积大小或客户自行安装LPG储罐

If need add a LPG tank, please inform the capacity of LPG tank or install LPG tank by yourself.

主要技术参数 Technical Specification		
流量 Flow Rate		50L/min
工作压力 Working Pressure		1.8Mpa
精度 Accuracy		± 0.3%
真空度 Vacuum		≥ 0.035MPa
总累 Totalizer		8digital
加气量 Sub-total		5digital
环境温度 Temperature		-40 ~ 55℃
标准配置 Structure List		
流量计 Flowmeter		容积流量计 Piston meter LPG
泵 Pump		LPG泵 LPG pump
过滤分离器 Filter Separator		LPG分离器LPG Separator
电源 Power		AC380V ± 20%50 ± 1Hz , AC220V ± 20%50 ± 1Hz
防爆电机 Explosion-proof motors		380V,50Hz 4Kw , 220V,50Hz 4Kw
出气管 Hose		3/4" 500mm可接受定制 Can do OEM as required
进气管 Connection		法兰 Flange
脱落阀 Breakaway		带 yes

LPG电脑控制器LPG Dispenser Electronic Controller Set



主要技术参数 Technical Specification		
适应温度 Adapt temperature		-40℃ ~ +50℃
环境温度适应性 Ambient temperature adaptability		-25℃ ~ 55℃
相对湿度适应性 Relative humidity adaptation		30%~90%
电压 Voltage		AC220V ± 20%、AC380V ± 20%、AC110V ± 20%
电源适应能力 Power adaptability		AC220V(+10%,-15%)，(50 ± 1)Hz
大气压力 Atmospheric pressure		86kPa~106kPa
单次量程 Single range		(1-9900.00) L or RMB (as required)
累计量程 Accumulative range		(1-99999999.99) Lor RMB (as required)
频率 Frequency		(50 ± 1)Hz，(60 ± 1)Hz
单价设定范围 Unit price setting range		0 ~ 9999
密度预设范围 Density preset range		0.5000 ~ 0.6999
电磁阀关闭设定范围 Solenoid valve turn off setting range		0 ~ 0.99Liter
充气预设范围 Gas-filling preset range		0.3 ~ 9000升
计量单位 Unit Of Measurement		加气量 Air volume：L或kg Lite or kg
金额 Amount		元 RMB (as required)
单价Unit Price		元/L RMB/Lite (as required)

产品功能Product Features

电脑控制，电子计控装置能自动显示加气量和加气金额。

可以复显最近10次的加气数据，以备查验。

可以配备后台管理系统及IC卡操作系统，使加气站实现自动化管理。

当加满气时，具有自动停机功能；超时不加气也能自动停机，可设定大小流速保护。

Automatic temperature compensation function

Electronic Calibration.

Fueling times limit.

Can add solar power function

Can set the decimal point for the display, so can be used in many country with different currency rate.

Leaves the communication ports, so it can communicate with the gas station management system.

Can add GPRS function，connect with mobile phone to check data and set unit price anytime anywhere

Can do OEM as required

具有拉断保护功能，保证汽车意外拖走加气枪时安全脱离并密封。

具有自动检测故障功能，能自动显示故障代码。

可带GPRS功能和手机联网

可带太阳能功能

Automatic proportion adjust for butane and propane.

Printer(option)

Stop fueling by integer sale.

Screen touch

移动式液化气加气机 LPG Mobile Dispenser

可接受定制 Can do OEM as required



可带GPRS功能和手机联网 Can add GPRS function , connect with mobile phone to check data and set unit price anytime anywhere
移动式 Movable


如需配上LPG罐，请告知LPG储罐容积大小或客户自行安装LPG储罐

If need add LPG tank, please inform the LPG tank capacity or customer can add themselves.

主要技术参数 Technical Specification		
流量 Flow Rate		50L/min
工作压力 Working Pressure		1.8Mpa
精度 Accuracy		± 0.3%
真空度 Vacuum		≥ 0.035MPa
总累 Totalizer		8digital
加气量 Sub-total		5digital
环境温度 Temperature		-40 ~ 55℃
标准配置 Structure List		
流量计 Flowmeter		容积流量计 Piston meter LPG
泵 Pump		LPG泵 LPG pump
过滤分离器 Filter Separator		LPG分离器LPG Separator
电源 Power		AC380V ± 20%50 ± 1Hz , AC220V ± 20%50 ± 1Hz
防爆电机 Explosion-proof motors		380V,50Hz 4Kw , 220V,50Hz 4Kw
出气管 Hose		3/4" 500mm可接受定制 Can do OEM as required
进气管 Connection		法兰 Flange
脱落阀 Breakaway		带 yes



WDCZLPG

主要技术参数 Technical Specification	
精确度等级 Mass accuracy grade	0.2 0.3 0.5 可选择choose
温度测量精度 Remp.accuracy	± 1℃
重复性 Repeatability	± 0.05%
最大工作压力 Mpa	4MPa
口径 Nomianal diameter	50mm
连接端口End connection	法兰, (可定制) Flange (customizable) M32 × 1.5螺母 (可定制) M32 × 1.5Nut (customized)
流体温度 Fluid temperature	-200~200℃
测量管材料 Wetted parts	不锈钢Stainless steel 316L
相对湿度 RH	=95% , non condensed
压损 Loss of pressure	=0.2MPa
防爆等级 Ex-mark	 II 2G Ex db [ib] IIC T6... T1 Gb(Transmitter) Ex ib IIC T6...T1 Gb(Sensor)
工作电压 Operating voltage	AC85~265V , DC24V
输出信号 Output signal	RS485 ; Modbus RTU ; 0~10KHz 瞬间流量脉冲信号Sight flow pulse signal

LPG灌装称 LPG Filling Scale



主要技术参数 Technical Specification	
防护等级 Protection Grade	面板式：IP65 (panel type)
最大称重量 Max Weighing	150kg
准确度等级 Level Of Accuracy	OIML III 级 class
工作温度 Working Temperature	-10~40℃
工作湿度 Humidity	10%~95% (不冷凝non-condensing))
额定电压 Rated Voltage	24VDC
最大功率 Max Power	19.5W
液化气压力 Gas Pressure	1.0~1.6MPa
秤台面尺寸 Weighing Platform Table Size	420×550mm
防爆标志 Proof Mark	Exd (ib) ib II BT4

LPG分离器LPG Separator

内置止回阀、回气管路、过滤网。 Check valve,return gas line filter, built in LPG separator

主要技术参数 Technical Specification	
最大工作压力 Working Pressure	2.5Mpa
溢流压力 By Pass Pressure	4.0Mpa
过滤网精度 Strainer	0.08mm
包装尺寸 Dimension	54×38×36cm
净重 Net Weight	17.5kg
毛重 Gross Weight	23kg
包装 Package	1PC/CTN



LPG流量计 LPG Flow Meter

机体材料 Material：铸铁 Cast Iron

LPG 液化气流量计用于液化气加气机,采用不锈钢缸套,四活塞行程结构,进口内置止回阀,具有强度高,耐磨性好,计量精度高,使用寿命长。

LPG flow meter is in construction of stainless steel bush and four-piston positive displacement with check valve built in, with advantage of high reliability, good wearability, precise measure, and long life.

主要技术参数 Technical Specification


最大工作压力 Max.working Pressure	1.8MPa
流量范围 Flow Range	5-60L/min
每转排量 Discharge Rate Per Revolution	0.5L/R
最小可调量 Adjustable Minimum Volume	0.1%
精度 Accuracy	±0.5%
重复度 Repeatable Tolerance	+0.25%
包装尺寸 Dimension	32×27×36cm
净重 Net Weight	31kg
毛重 Gross Weight	35kg
包装 Package	1pc/CTN



LPG液化气差压阀 LPG Differential Valve

主要技术参数 Technical Specification

工作压力 Working Pressure	18Bar
压差 Pressure Difference	0.3Bar
流量 Flow Rate	50-60L/min
包装尺寸 Dimension	26 × 26 × 14.5cm
净重 Net Weight	27kg
毛重 Gross Weight	28kg
包装 Package	5pcs/carton



LPG防爆电磁阀 LPG Solenoid Valve

主要技术参数 Technical Specification

直径 Diameter	15mm 1/2"
连接方式 Connecting	Thread
流量 Flow Rate	5-50L/min
工作压力 Working Pressure	0-16bar
工作电压 Voltage	220V,50Hz
环境温度 Ambient Temperature	-20°C-65°C
包装尺寸 Dimension	39 × 36 × 29cm
净重 Net Weight	22.5kg
毛重 Gross Weight	31kg
包装 Package	20pcs/wooden case



LPG加气枪 LPG Nozzle



A type



B type

主要技术参数 Technical Specification	
进口 Inlet	BSPF/NPT3/4" or 1"
最大工作压力 Max Working Pressure	25Bar
断开时LPG的渗漏速度 LPG Discharge On Disconnect	4.3cc
温度 Temperature Range	-40℃~85℃
连接方式 Coupling Style	Italian Style
包装尺寸 Dimension	360×320×320mm
净重 Net Weight	20kg
毛重 Gross Weight	21kg
包装 Package	10PCS/CTN

LPG压力表 LPG Manometer

精度Accuracy: ± 2.5% 量程Pressure: 0-4MPa



LPG 压力表 LPG Manometer

LPG加气枪架 LPG Nozzle Boot



A type



B type



主要技术参数 Technical Specification	
进口 Inlet	BSPF/NPT3/4" or 1"
最大工作压力 Max Working Pressure	25Bar
断开时LPG的渗漏速度 LPG Discharge On Disconnect	4.3cc
温度 Temperature Range	-40°C~85°C
连接方式 Coupling Style	Italian Style
包装尺寸 Dimension	360 × 320 × 320mm
净重 Net Weight	20kg
毛重 Gross Weight	21kg
包装 Package	10PCS/CTN

LPG液化气拉断阀 LPG Breakaway



主要技术参数 Technical Specification	
螺纹Thread	M27×1.5
材料Material	不锈钢Stainless Steel
脱落拉力Max.Pull Force	120Bar
流量Flow Rate	5-50L/min

LPG液化石油气软管 LPG Hose

使用范围 Usage range

用于液化石油气等.
Used in homely burning system ,LPG and so on .
工作压力Working pressure：12 BAR
温度范围Temperature range：-35℃—90℃



产品结构 Product structure

内胶：黑色，表面光滑，丁腈复合橡胶 Inside rubber:Black,smooth surface,nitrile composed rubber
加强层：高强度复合丝 Strengthen layer:High powerful composed wire
品牌：根据客户需求 Brand:According to the customer's demand
外胶：橙色，表面光滑，耐老化，耐油耐磨，丁腈复合橡胶
Outer rubber:Orange,smooth surface,aging proof,bear oil and wear,nitrile composed rubber

口径ID(mm)	内径ID(inch)	厚度WALL(mm)	工作压力WP(bar)	BP(bar)	Radius(mm)	Weight(kg/m)
5	3/16	3.0	12	60	18	0.13
6	1/4	3.6	12	60	20	0.15
8	5/16	3.5	12	60	27	0.20
10	3/8	3.5	12	60	33	0.26



主要技术参数 Technical Specification	
入口 Inlet	1-1/4"NPT
出口 Outlet	1"NPT
工作电压 Working Voitage	220V
电机转速 Motor speed	20Hz 2850rpm/60Hz 3450rpm
电机功率 Motor power	1,5HP
最大工作压力 Max working pressure	25bar(2.5MPa)
最大压差 Max differential pressure	7bar(0.7Mpa)
最大流量 Max flow rate	43L/min
温度范围 Temperature range	-32°C~107°C

灌装枪 LPG Filling Nozzle

安装在LPG加气机上，用于给LPG气瓶充LPG的作用。
It installed on LPG dispenser，It can fill LPG to LPG cylinder
气瓶阀尺寸size of cylinder valve：定制as required



不锈钢双流量LPG电磁阀SS Double LPG Solenoid Valve

Diameter 尺寸: 25mm 1"
Material 材料: SS304
Voltage 电压: DC12V,AC110V/220V
Working pressure 工作压力: 0-4.0MPa



LPG液化石油气叶片泵 LYB-2000 LPG Vane Pump

LYB-2000 槽车叶片泵，用于传输液化气、氨水等，特别是用在高压差、超速转动、吸程低的恶劣工作环境下。

LYB-2000 Vane Truck Pumps, for LPG,NH3 , is specially designed to perform in harsh operating conditions such as high differential pressure, pump over speeding, poor suction conditions.

主要技术参数 Technical Specification	
进口 Inlet	NPT2"
出口 Outlet	NPT2"
最大转速 Max.Speed	800RPM
电机功率 Motor	7.5KW
温度范围 Temperature	-32°C~107°C
最大工作压力 Max.Working Pressure	28.6Bar
最大压差 Max.Differential Pressure	83.6Bar
内置溢流阀 Internal Relief Valve	Yes
包装尺寸 Dimension	54 × 38 × 37cm
净重 Net weight	41kg
毛重 Gross weight	50kg
包装 Package	1台/木箱 1Pc/wooden case



优点 Advantage

革命性的凸轮设计，真正消除气蚀现象，新凸轮、叶片材料和重型轴承的使用，增加了泵的使用寿命，单一机械密封设计，维护更换简单便捷
大尺寸非金属推杆使泵可以高速旋转。

Innovative cam design virtually eliminates cavitation.New materials utilized in cam and blades and heavy duty bearings extend pump life.
Single mechanical seal, very easy seal replacement and maintenance, Large diameter non-metallic pins are suitable for higher pump speeds.

应用 Application

液化气和氨水的批量传输 LPG and NH3 bulk transfer
加气站 Auto-fuel pumping
液化气装罐 LPG cylinders

转速Speed(RPM)	压差Differential Pressure(Bar)	流量Flow Rate(L/min)	功率Power(KW)
800	3.4	323	2.3
	6.9	287	4.6
650	3.4	261	1.9
	6.9	227	3.8
500	3.4	189	1.4
	6.9	155	2.9

液化气泵YQB LPG Pump

YQB系列液化石油气泵,主要用于输送液化石油气、二甲醚、氯甲烷、环氧乙烷、丙烷、丙烯、丁二烯、异丁烯、甲醇等各种性质类似的挥发性液体及石油产品，特别使用于液化石油气的装卸车，钢瓶灌装，车间供料等工作场合。该泵为容积式叶片泵，其结构先进，定子曲面由复合曲线组成，两端采用机械密封，各固定配合端面均采用“O”型密封圈，旋转运动的配合部件均采用金属对应非金属，具有使用安全可靠、一机多用的功能。

YQB series LPG pump are mainly used to transport various volatile liquids and petroleum products ,such as LPG, methyl ether, chloromethane, epoxyethane,propane, propylene, butadiene, isobutene, methanol and so on, especially used for LPG loading and unloading trucks, cylinder filling, and workshop feeding.The pump is positive displacement vane pump ,its structure is advanced,the stator surface is composed of composite curves, mechanical seals are adopted at both ends, and the "O" sealing ring is used for each fixed mating face. All the rotating components are made of metal corresponding non-metal. It ' s safe ,reliable and multi-function .




型号Model：YQB ※-5型 型号意义：YQB-液气泵5- 升压范围—(进出口压差) ※-泵的额定流量
Model meaning:YQB- LPG pump 5- step-up range (inlet and outlet pressure differential) ※-rated flow of pump

工作原理：本泵型式为容积式叶片泵，工作靠叶片离心滑动，流量与轴的转速有关，定子内曲面采用国内独创的复合曲线制成，定子与转子、挡板、叶片组成十个密封腔体，由于定子曲面是复合曲线，当转子转动时进口腔体积逐渐增大，并形成负压产生吸力，从而将油液吸入，当转子旋转一定角度后，容积截面逐渐减小，从而将油液压出，在吸油腔与压油腔之间有一封油块把吸油腔与压油腔隔开.叶片靠离心力和两挡板结构从而与定子内曲面紧密贴合，使泵在额定状态下正常工作。

Operational principle: The pump is positive displacement vane pump ,which depends on the centrifugal sliding of the vane. The flow is related to the shaft speed. The inner surface of the stator is made of the original composite curve. The stator is composed of ten sealed chamber with the rotor,the baffle and the vane. Because the stator surface is a compound curve, when the rotor is rotating,the volume of the chamber is gradually increased to form a negative pressure, suction is generated, so that the oil is sucked in.When the rotor rotates a certain angle, the volume decreases gradually, and the oil is hydraulic output. There is an oil block between the suction chamber and the pressure chamber to separate the suction chamber from the pressure chamber. The vane is tightly attached to the inner surface of the stator by centrifugal force and two baffle structures, so that the pump canwork normally under rated condition.

型号 Model	转速 Speed	流量 Flow	工作压力 Working Pressure	功率 Power	出入口尺寸 Size Of Inlet/outlet	温度范围 Temperature Range
YQB2-5	600 r.P.m	2m3/h	1.6MPa	1.5KW	1	+40 -40
YQB5-5	780 r.P.m	5m3/h		2.2KW	1.2	
YQB10-5	600 r.P.m	10m3/h	1.6MPa	5.5KW	2	
YQB15-5	780 r.P.m	15m3/h				
YQB115-5A	780 r.P.m	15m3/h	1.6MPa	4KW	2	
YQB10-5A	600 r.P.m	10m3/h				
YQB25-5	600 r.P.m	25m3/h	1.6MPa	11KW	3	
YQB35-5	780 r.P.m	35m3/h				
YQB50-5	600 r.P.m	50m3/h	1.6MPa	15KW	4	
YQB60-5	780 r.P.m	60m3/h	1.6MPa	15KW	4	
YQB80-5	780 r.P.m	80m3/h	1.6MPa	18.5KW	4	

LPG液化气涡轮泵 LWB-150 LPG Turbine Pump



概述 Overview

LWB-150 涡轮泵在地上或地下气罐的高压差时使用
LWB-150 LPG Turbine Pump, for high differential pressure application using, for underground and aboveground tank application.

优点 Advantage

经济高效的潜泵替代泵；
满足多种LPG加气需求，高压差时，无论地上液化气罐，还是地下液化气罐，可以为双枪加气机大流量加气；
连续高强度使用设计,使用起来简单经济；
A cost effective alternative to submersible designs.
Meeting multiple demands for LPG application. Whether a low or high flow rate with a high differential pressure,by underground andaboveground tank application ,LWB-150 pump is an idea pump for two dual hose LPG dispensers.Continuous duty design.
Serviceability is simple and cost effective.


应用 Application

经济高效的潜泵替代泵；加气机加气；装罐；液化气蒸气回收；批量输送；
Autogas Dispensing；Cylinder Filling；Vaporizer Feed；Bulk Transfer

主要技术参数 Technical Specification

型号 Model	泵头 Pump only	泵总成 Pump with motor
进口 Inlet	1.5"	
出口 Outlet	1"	
转速 Speed	60Hz,3450RPM or 50Hz 2880RPM	
电机功率 Motor	5.5kw	
温度范围 Temperature	-32°C~107°C	
最大工作压力 Max.Working Pressure	27.6Bar	
最大压差 Max.Differential Pressure	17.2Bar	
包装尺寸 Dimension	43 × 33 × 42cm	95 × 45 × 60cm
净重 Net weight	29kg	133kg
毛重 Gross weight	35kg	153kg
包装 Package	1台/木箱 1Pc/wooden case	

LPG液化气多级泵 DB-65 LPG Side Channel Multistage Pump



概述 Overview

DB-65 液化气多级泵是离心式侧流道泵，采用了水平结构，共6级，轴采用机械密封，无需冷却。该泵用于传输液化气，特别是高压力差、低气蚀余量和气体含量高达50%的液体，例如从地下罐中泵液化气。
The DB-65 multistage pump, centrifugal and side channel, is designed with 6 level, having a horizontal configuration, Shaft sealing by mechanical seal without cooling, for transfer LPG (liquid gas), the liquids involving high-differential pressure, low NPSH conditions and aerated liquids up to 50% gas, such as pumping from underground tanks.

应用 Application

装瓶,从地下罐中泵液化气,油罐车，槽车装车、卸车，液化气蒸气回收。
LPG Cylinder Filling ;Pumping LPG From Underground Storage tank ;Bulk Filling Operations ;Loading/Unloading Of Bulk Trucks And Transport Trailers;Vaporizer Feed Pumps.

主要技术参数 Technical Specification

型号 Model	泵总成 DB-65 with motor		泵头 DB-65 with out motor
旋转方向 Direction of rotation	面对泵的驱动轴末端逆时针旋转 Anti-clockwise facing the end of the pump drive shaft		
最大工作压力 Max.working pressure	在 120℃ 时 40 公斤 40bars at 120℃		
转速 Speed	1450RPM		
电机功率 Motor	380V,50HZ,4KW/220V,50HZ,4KW		
环境温度 Ambient temperature	20℃~ +40℃		
级数 Number of stages	6级 6stage		
连接法兰 Max.differential pressure	DIN250 1，PN40		
轴承 Bearings	泵端滑动轴承、驱动端滚珠轴承 sleeve bearing at the pump end，ball bearing at the drive end.		
润滑 Lubrication	泵端的滑动轴承由泵的液体润滑、驱动端的滚珠轴承自润滑 Plain bearing at the pump end lubricated by the pumped product, ball bearing at the drive end lubricated for life.		
包装尺寸 Dimension	112 × 42 × 57cm		110 × 48 × 45cm
净重 Net weight	136kg		64kg
毛重 Gross weight	148kg		78kg
包装 Package	1台/木箱 1Pc/wooden case		

ABOUT US

关于我们



我们是生产加油(加气)站设备,在氢能源,液化天然气,压缩天然气,液化气,燃油,尿素,充电桩,家用储能设备,工商业储能设备都有很大的发展和成果。如果你也是同道中人,如果你也对新能源感兴趣。欢迎来到汇洋能源! 我们拥有多项认证,如ISO、CE、ATEX、PED、TUV、PEI、CPA、CMA、防爆认证等。我们拥有自己的专利和版权。愿我们的产品,我们的服务,能留在您深深的脑海里。最好的质量,最好的服务和最优惠的价格,是我们的服务宗旨。期待您的光临!

We are the gas station equipment supplier in Hydrogen Energy, Liquid Natural Gas, Compressed Natural Gas, Liquid Petrol Gas, Fuel, Adblue, EV Charger, Home Energy Storage, Industrial Energy Storage area.

If you are doing the same range business, if you are interested in new energy, welcome you to visit us!

We have many certificates like ISO, CE, ATEX, PED, TUV, PEI, CPA, CMA, Explosion proof certificates and so on. We have our own Patent and copyrights.

Wish our products, our service can give you a strong impression.

Well Quality We Done! Well Service We Done! Well Price We Done!

We are WELLDONE GROUP.



CNG DISPENSER CE



LNG DISPENSER CE



FUEL DISPENSER CE



LPG DISPENSER CE



LNG DISPENSER
EXPLOSION PROOF



CNG DISPENSER
EXPLOSION PROOF



RADIOGRAPHIC
EXAMINATION REPORT



EV CHARGER TUV

HONORARY CERTIFICATE



LNG DISPENSER ATEX



MOBILE GAS
STATION ATEX



FUEL DISPENSER ATEX



SUBMERSIBLE TURBINE
PUMP ATEX



LNG DISPENSER PED




JUNCTION BOX ATEX



ABBLUE DISPENSER CE



POSITIVE DISPLACEMENT
METER CE



MASS METER ATEX



MOBILE GAS STATION CE



PEI MEMBER CERTIFICATE



FACTORY ISO



FACTORY ISO



COPYRIGHT



PQR TEST REPORT



PATENT CERTIFICATES FOR
MANAGEMENT SYSTEM



CNG DISPENSER PAC



LNG DISPENSER PAC

Welldone 汇洋能源



3D Show



Video account



Douyin



WeChat public account



E-BOOK

Add: No.5 Weiye East Road, Longwan, Wenzhou, Zhejiang, China

Fax: +86-577-21828482

WhatsApp: +86-15825667273

Email: contact@hydispenser.com

Email: sales@welldonemachine.com

Youtube: Welldone Machine

Instagram: Welldone Machine

Twitter: @Welldone Machine

Website: www.hydispenser.com

Tel: +86-577-21828499

Skype: cute-room

Facebook: Huiyang Energy

Facebook: WelldoneMachine

Website: www.wdmachine.com